

Alfa Laval ALB

Agitators

Introduction

The Alfa Laval ALB is a bottom-mounted agitator for hygienic mixing and blending in atmospheric and pressurized tanks. Its versatile, modular and hygienic design enables customization to meet the requirements of virtually any duty and ensures cost-effective, energy-efficient operation. Exceptional cleanability through Cleaning-in-Place makes the ALB agitator ideal for use in sterile and aseptic applications.

Applications

The ALB bottom-mounted agitator is designed for a wide range of tank mixing and blending duties across the dairy, food, beverage, brewery, personal care, biotechnology and pharmaceutical industries.

| Duties | Typical examples |
|---------------------------|---|
| Keeping media homogeneous | Milk storage tanks, cream tanks, mixed products tanks, UHT, and products storage tanks |
| Mixing and solutions | Fluid and fluid mixing, drinking yoghurt and fruit mix tanks, flavoured milk mix tanks, and syrup mix tanks |
| Dispersing | Powder protein and oil mix tanks, micro salt and milk product mix tanks |
| Suspension | Fluids with particles, juice tanks, crystallizing tanks, etc |
| Heat transmission | Circulation of media in tank with dimple jacket (cooling or heating) |
| Flocculation | Wastewater treatment tanks |

Benefits

- Versatile, modular, hygienic design
- Can be configured for minimum energy consumption
- Gentle product treatment
- More uptime, higher yields due to low maintenance requirements
- Meets EU and US standards and regulations such as EHEDG, USDA, FDA and 3-A Sanitary Standards

Standard design

The Alfa Laval ALB bottom-mounted agitator consists of a drive unit with bearing frame, shaft with special shaft seal, and specially designed energy-saving impeller (EnSaFoil) with two or three blades. The Alfa Laval agitator range includes top-, bottom- and side-mounting models.

Working principle

The Alfa Laval ALB bottom-mounted agitator has an electrical drive motor that transmits the energy required for mixing and blending, either directly or via a gearbox, to the agitator shaft.



The shaft rotates, turning the EnSaFoil impellers. The impeller movement creates a high flow with low shear due to the highly effective axial pumping effect on the liquid in the tank. This results in effective mixing and blending of the entire contents of the tank.

Options

- Welding flange
- Stainless steel cover for motor/gear motor
- Spare part kit

Certification

Alfa Laval Q-doc certifications available, depending on the individual configuration.



TECHNICAL DATA

Motor

Motor size and speed as required for duty. As standard with IEC motor IP55, other types on request.

As standard painted RAL5010.

Voltage and frequency

As standard for 3x380 to 420 V, 50 Hz - 3x440 V, 60 Hz. All motor voltages and frequencies are available.

Gears

Different gear types available according to configuration. As standard filled with normal synthetic or mineral oil, optional: Food approved oil. As standard painted RAL5010.

Product wetted surface finish

| | |
|---|--------------|
| Industrial, shot peened : | Ra < 3.2 µm |
| Hygienic, polished: | Ra < 0.8 µm |
| Hygienic (UltraPure), polished or electro polished: | Ra < 0.51 µm |

ATEX - option

Agitators can be delivered approved for use in an ATEX environment with declaration of conformity.

Materials. List the range of materials available for wetted parts:

| | |
|---|--|
| Steel parts: | AISI 316L (standard) Other materials on request |
| Seal rubber parts (O-rings or bellows): | EPDM FPM/FEP (only for stationary O-rings) FPM Other materials on request |

Specific selection of materials will depend on the actual configuration selected.

PHYSICAL DATA

Material certificate - option

3.1 Material certificates/FDA conformity statement according to 21 CFR177 on steel/elastomer parts in contact with media.

Dimensions

Standard propeller diameter range: ø125 mm to 1900 mm.

Specific dimensions on the drive unit and propeller(s) will depend on the actual configuration selected.

Configurable design

Type ALB agitator design is fully configurable divided in the following elements:

- Drives (drive + shaft support + shaft diameter)
- Seal arrangements (oil trap + shaft seal type)
- Shaft (length)
- Energy Saving Foils (propeller type + surface finish)
- Options

Each element has a broad range of different characteristics which makes it possible to size the agitator for all applications and requirements.

Advantageous and profitable design

Each configuration offers a number of advantages, which are shown in the examples below:

| Operation features | Due to |
|--------------------------|--|
| Low energy consumption | the wide range of high efficiency propellers and drive units makes it possible to design for low operational costs |
| Gentle product treatment | the wide range of high efficiency propellers makes it possible to design for low shear operation |

| Hygienic features | Due to |
|---|--|
| Easy external cleaning | stainless steel bearing frame design with seal O-rings (for washing) |
| Connections inside the tank (risk zones) can be minimised | bearing frame drives with drive shaft and special internal shaft connection without having a flange coupling inside the tank |
| Good drip off properties | no plane surfaces or grooves on internal parts |
| Easy cleaning | no interior shadow sides between the blades and smooth surfaces |

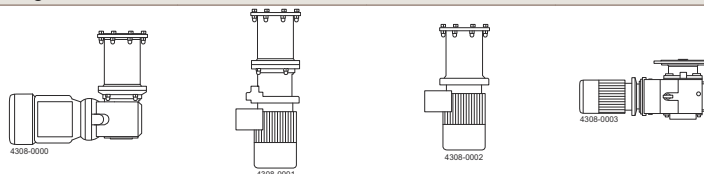
| Maintenance features | Due to |
|---|--|
| All service (replacement of wearing parts such as shaft seals, bearings etc.) can be done from outside the tank | bearing frame drives with detachable shaft which can be dismantled from outside the tank |
| Easy dismantling | use of spider type coupling and stainless steel parts |

Bottom mounted agitators

| Type ALB | Configuration |
|----------|---------------|
|----------|---------------|

Drives

Bearing frame size = xx
 Shaft diameter = yy
 (not used if xx = yy)



Description

(power, speed and shaft diameter depending on application)

-ME-GR-Bxx(/yy)

Right angle gearbox, shaft mounted in hollow shaft of gearbox

-ME-GC-Bxx(/yy)

Stainless steel bearing frame and coaxial gearbox

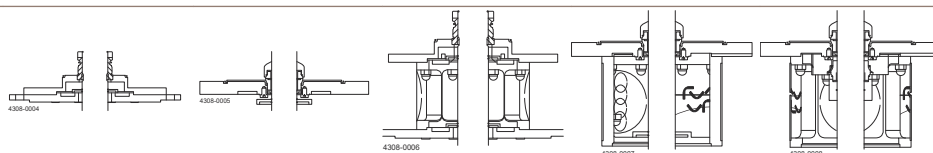
-ME-Bxx(/yy)

Stainless steel bearing frame and direct motor drive

-ME-GR-yy

Right angle gearbox, shaft mounted in hollow shaft of gearbox

Seal arrangements



Description

(lower flange and seal material depending on application)

F-S1-

Seal flange with O-ring seal against tank flange, drain, fluid trap and shaft seal: single mechanical bellow seal

F-S2-

Seal flange with O-ring seal against tank flange, drain, fluid trap and shaft seal: single mechanical non-bellow seal

LF-S1-

Lantern (spacer), seal flange with O-ring seal against tank flange, drain, fluid trap and shaft seal: single mechanical bellow seal

LF-S2-

Lantern (spacer), seal flange with O-ring seal against tank flange, drain, fluid trap and shaft seal: single mechanical non-bellow seal

LF-D-

Lantern (spacer), seal flange with O-ring seal against tank flange, drain, fluid trap and shaft seal: double mechanical seal for high pressure applications and aseptic use

Shaft



Length = llll

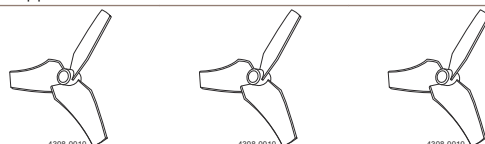
Description (material depending on application)

-Sllll-

SS shaft, length according to application

Energy Saving Foils

Diameter = vv (125 mm to 1900 mm)



-PvvvU3P

3 - bladed propeller, finish: polished
 Standard: Ra <0.8 µm

-PvvvU3PE

3 - bladed propeller, finish: polished and electro polished
 Standard: Ra <0.8 µm

-PvvvU3G

3 - bladed propeller, finish: shot peened

Description (material depending on application)

Ordering

The following information is required to ensure correct sizing and configuration for ordering:

- Tank geometry
- Product properties
- Task of agitator
- Enquiry forms are available

This document and its contents are subject to copyrights and other intellectual property rights owned by Alfa Laval Corporate AB. No part of this document may be copied, re-produced or transmitted in any form or by any means, or for any purpose, without Alfa Laval Corporate AB's prior express written permission. Information and services provided in this document are made as a benefit and service to the user, and no representations or warranties are made about the accuracy or suitability of this information and these services for any purpose. All rights are reserved.

200006219-1-EN-GB

© Alfa Laval Corporate AB

How to contact Alfa Laval

Up-to-date Alfa Laval contact details for all countries are always available on our website at www.alfalaval.com